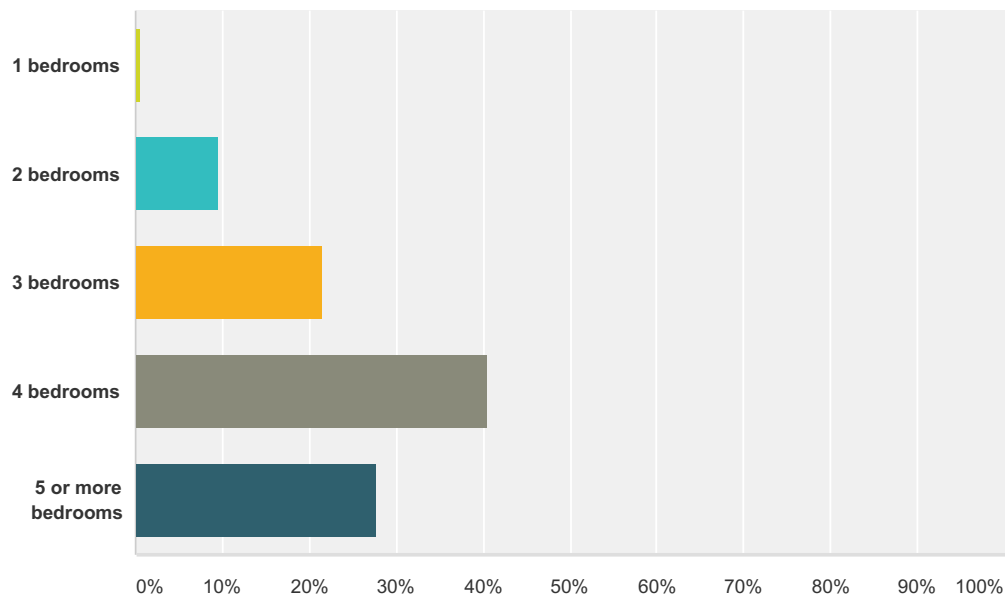


Q2 How many bedrooms does your home have?

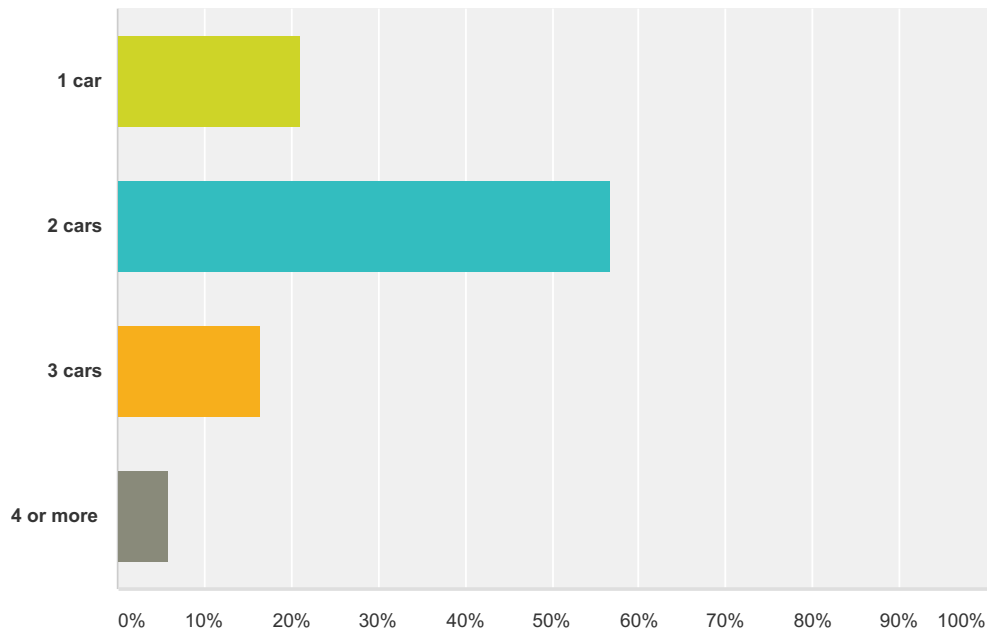
Answered: 503 Skipped: 0



Answer Choices	Responses
1 bedrooms	0.60% 3
2 bedrooms	9.54% 48
3 bedrooms	21.47% 108
4 bedrooms	40.56% 204
5 or more bedrooms	27.83% 140
Total	503

Q3 How many cars belong to (or are used by) those normally resident in your home?

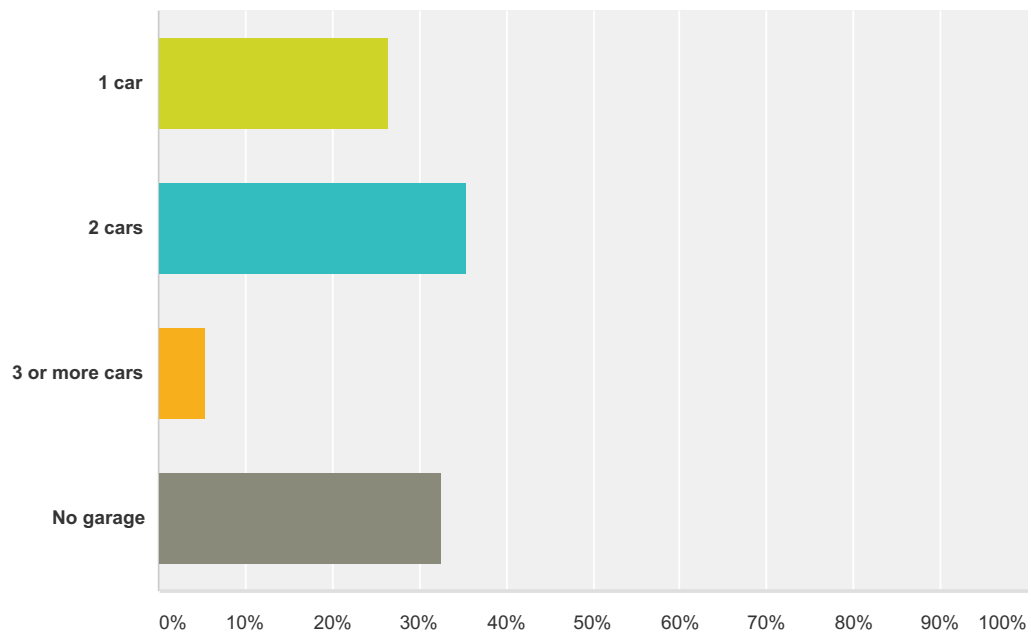
Answered: 499 Skipped: 4



Answer Choices	Responses
1 car	21.04% 105
2 cars	56.71% 283
3 cars	16.43% 82
4 or more	5.81% 29
Total	499

Q4 Does your home have a garage and, if yes, for how many cars?

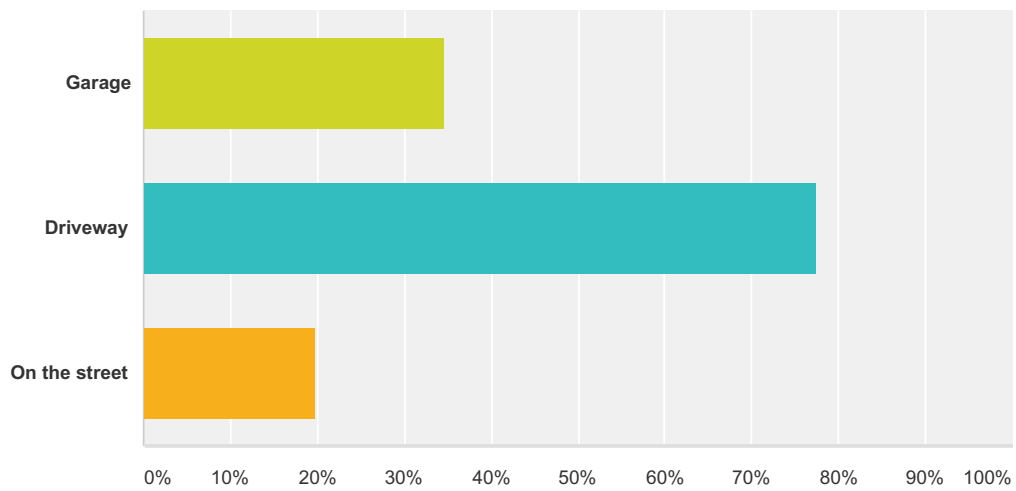
Answered: 497 Skipped: 6



Answer Choices	Responses
1 car	26.56% 132
2 cars	35.41% 176
3 or more cars	5.43% 27
No garage	32.60% 162
Total	497

Q5 Where do you normally park your car(s) - please tick all that apply ?

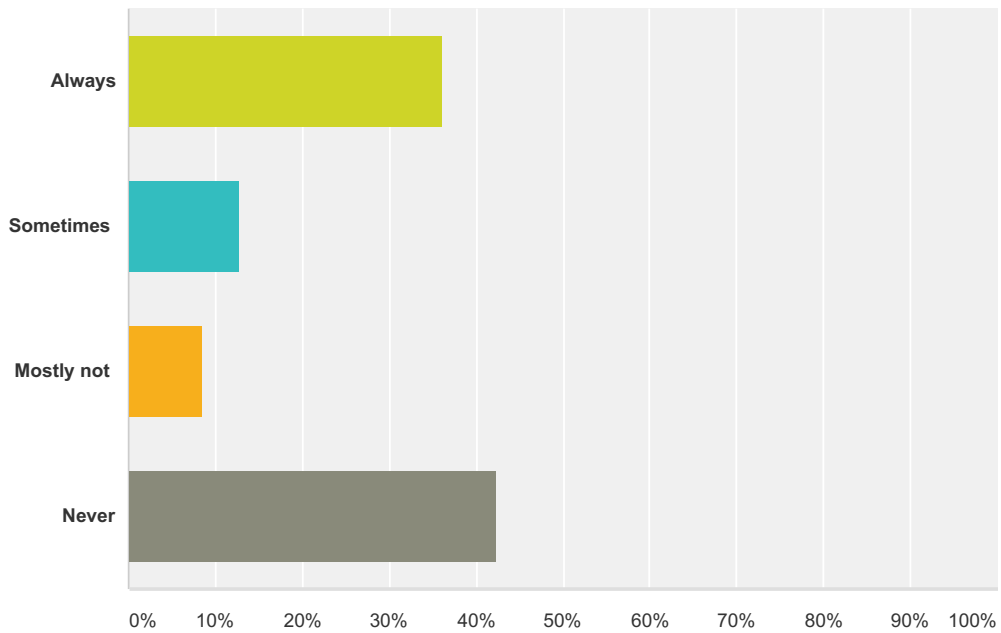
Answered: 500 Skipped: 3



Answer Choices	Responses
Garage	34.60% 173
Driveway	77.40% 387
On the street	19.80% 99
Total Respondents: 500	

Q6 Do you use your garage for parking your car(s)?

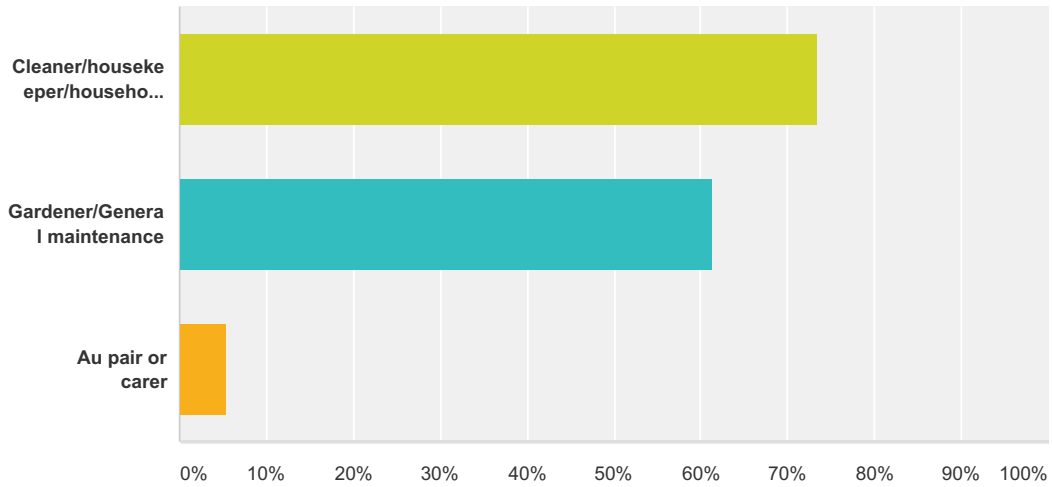
Answered: 417 Skipped: 86



Answer Choices	Responses
Always	36.21% 151
Sometimes	12.71% 53
Mostly not	8.63% 36
Never	42.45% 177
Total	417

Q7 Do you receive regular* visits from any of the following who use their own vehicle? (* on average weekly or more often). Please tick all that apply.

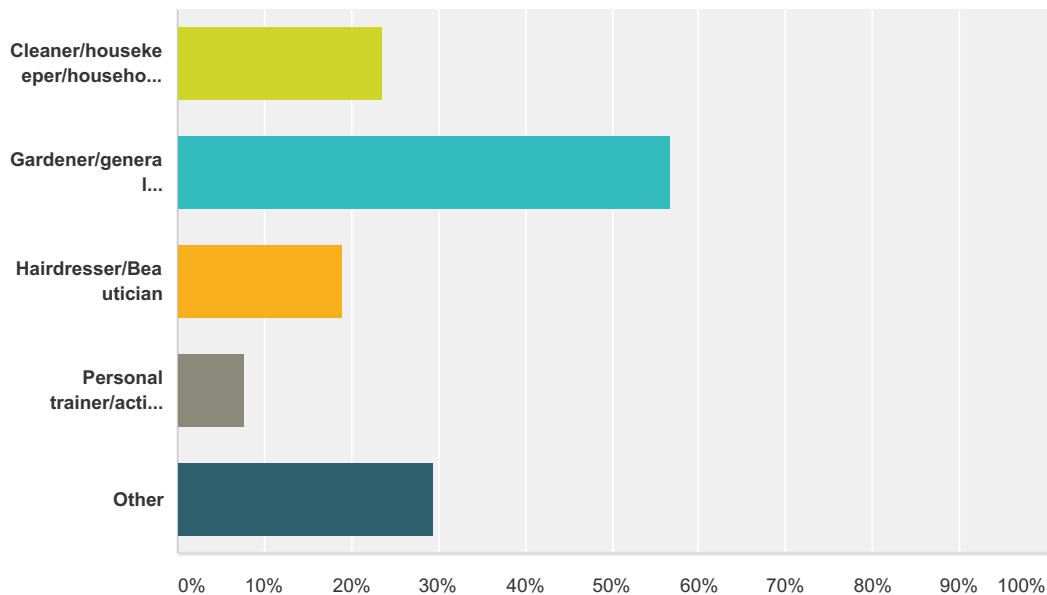
Answered: 218 Skipped: 285



Answer Choices	Responses
Cleaner/housekeeper/household help	73.39% 160
Gardener/General maintenance	61.47% 134
Au pair or carer	5.50% 12
Total Respondents: 218	

Q8 Do you receive semi-regular* visits from any of the following who use their own vehicle? (* once or twice a month). Please tick all that apply.

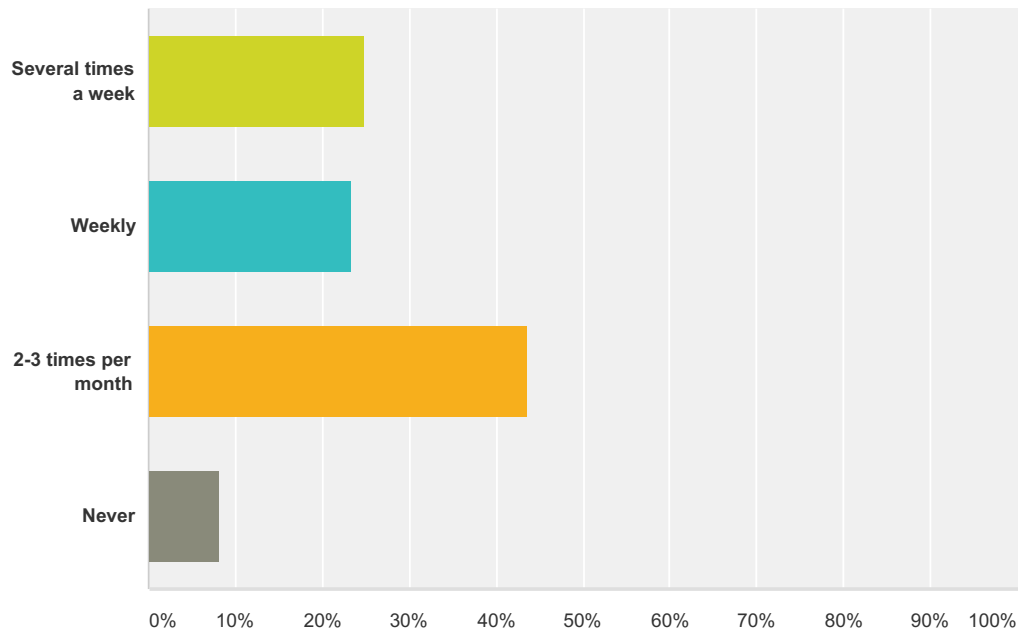
Answered: 259 Skipped: 244



Answer Choices	Responses
Cleaner/housekeeper/household help	23.55% 61
Gardener/general maintenance/window cleaner	56.76% 147
Hairdresser/Beautician	18.92% 49
Personal trainer/activity instructor	7.72% 20
Other	29.34% 76
Total Respondents: 259	

Q9 How often do you receive deliveries made by a vehicle?

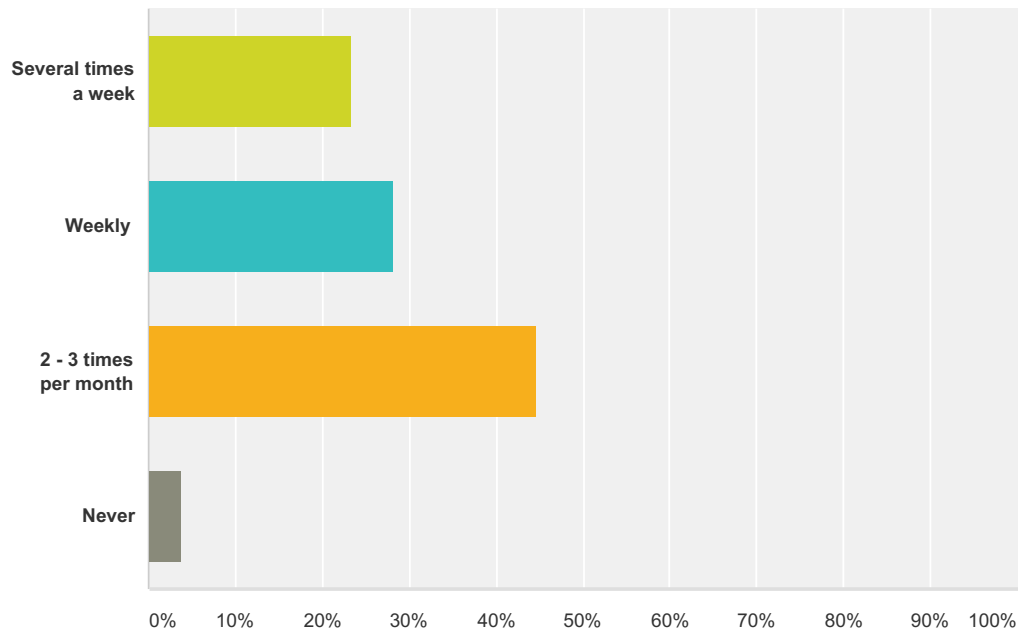
Answered: 494 Skipped: 9



Answer Choices	Responses	Count
Several times a week	24.90%	123
Weekly	23.28%	115
2-3 times per month	43.72%	216
Never	8.10%	40
Total		494

Q10 How often does your family/friends visit you using a vehicle?

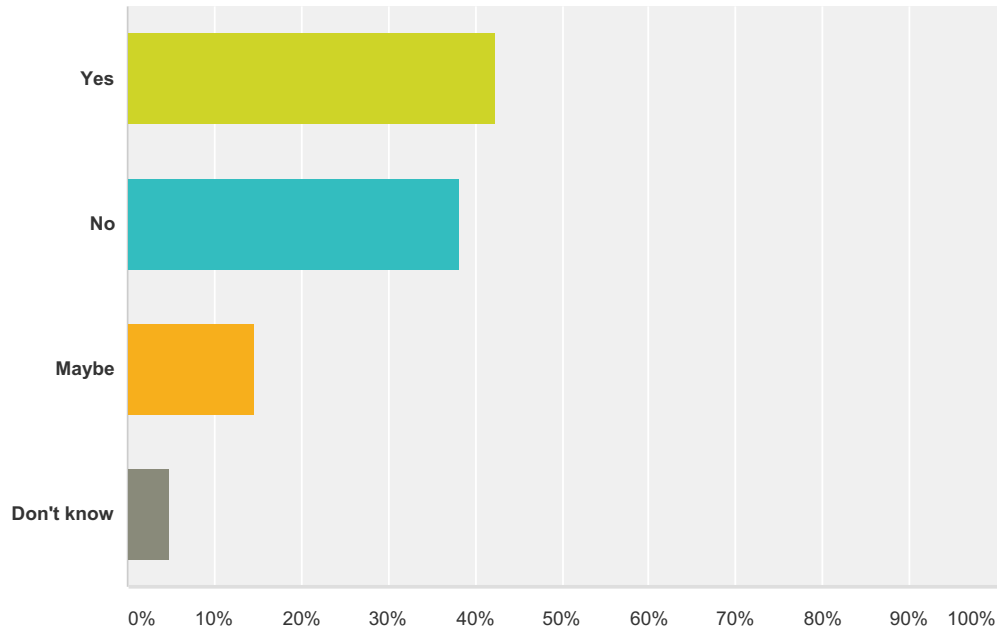
Answered: 495 Skipped: 8



Answer Choices	Responses	Count
Several times a week	23.43%	116
Weekly	28.08%	139
2 - 3 times per month	44.65%	221
Never	3.84%	19
Total		495

Q11 When planning parking for new housing developments, do you think there should be a difference in how much parking is provided if the property is close to shops or a station?

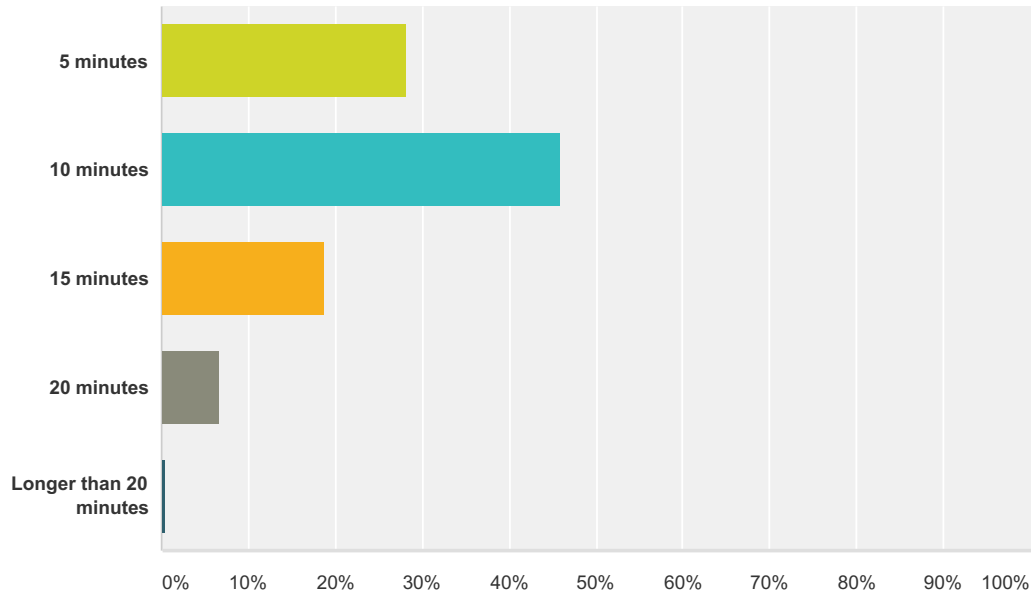
Answered: 499 Skipped: 4



Answer Choices	Responses
Yes	42.28% 211
No	38.28% 191
Maybe	14.63% 73
Don't know	4.81% 24
Total	499

Q12 To help us define “close to the shops or the station”, how far do you think people are prepared to walk to the shops or the station?

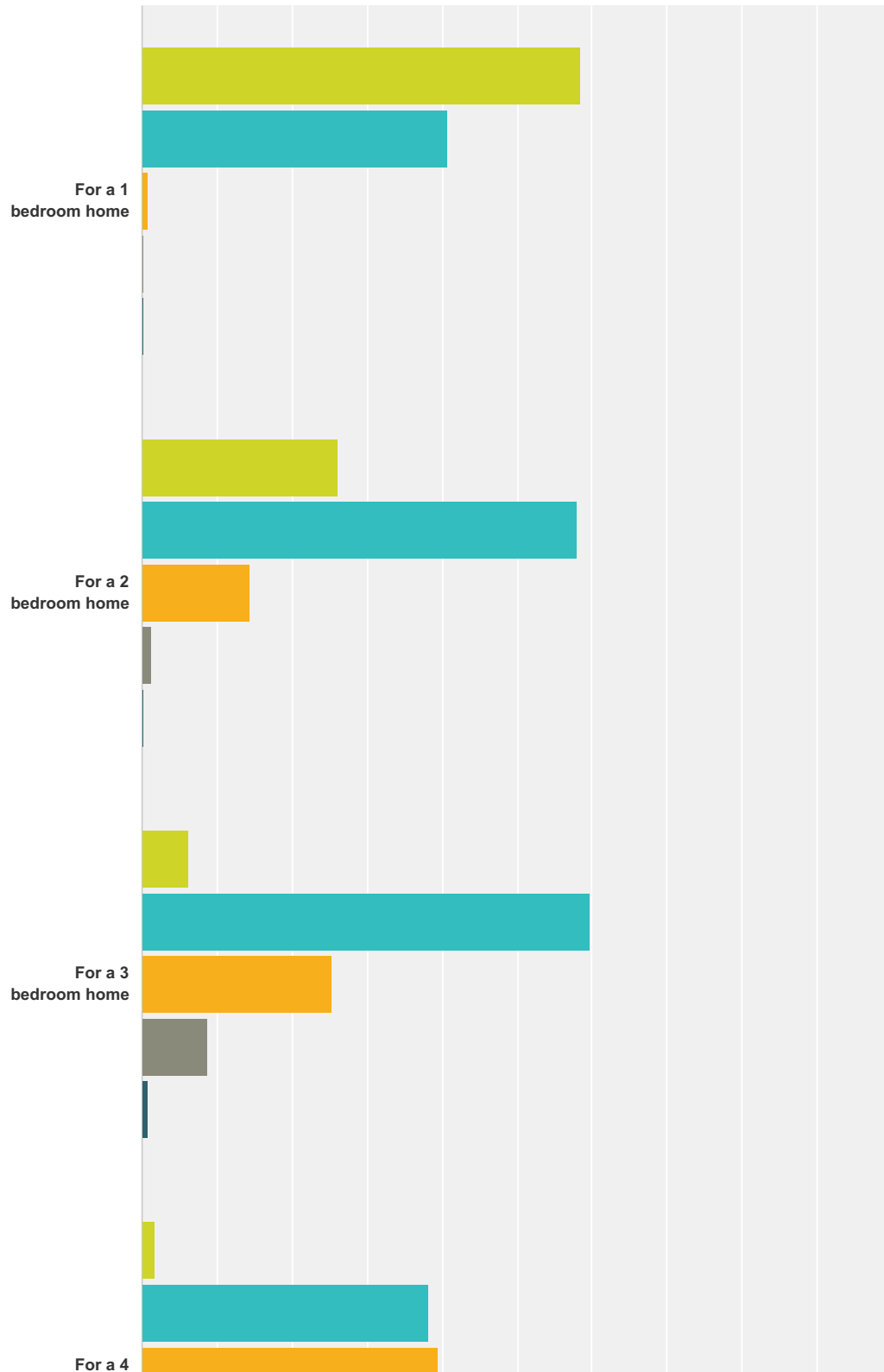
Answered: 499 Skipped: 4

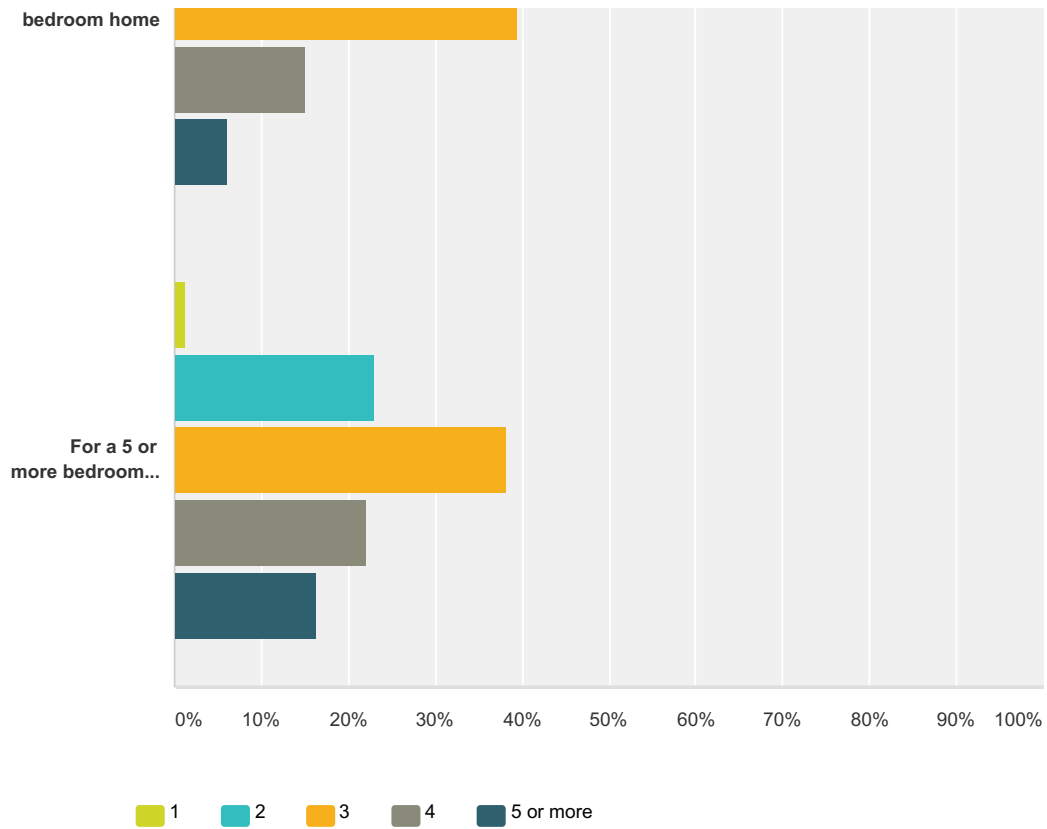


Answer Choices	Responses
5 minutes	28.26% 141
10 minutes	45.89% 229
15 minutes	18.84% 94
20 minutes	6.61% 33
Longer than 20 minutes	0.40% 2
Total	499

Q13 For homes within walking distance of shops AND a station, what do you think should be the total number of parking spaces made available for each home?

Answered: 499 Skipped: 4

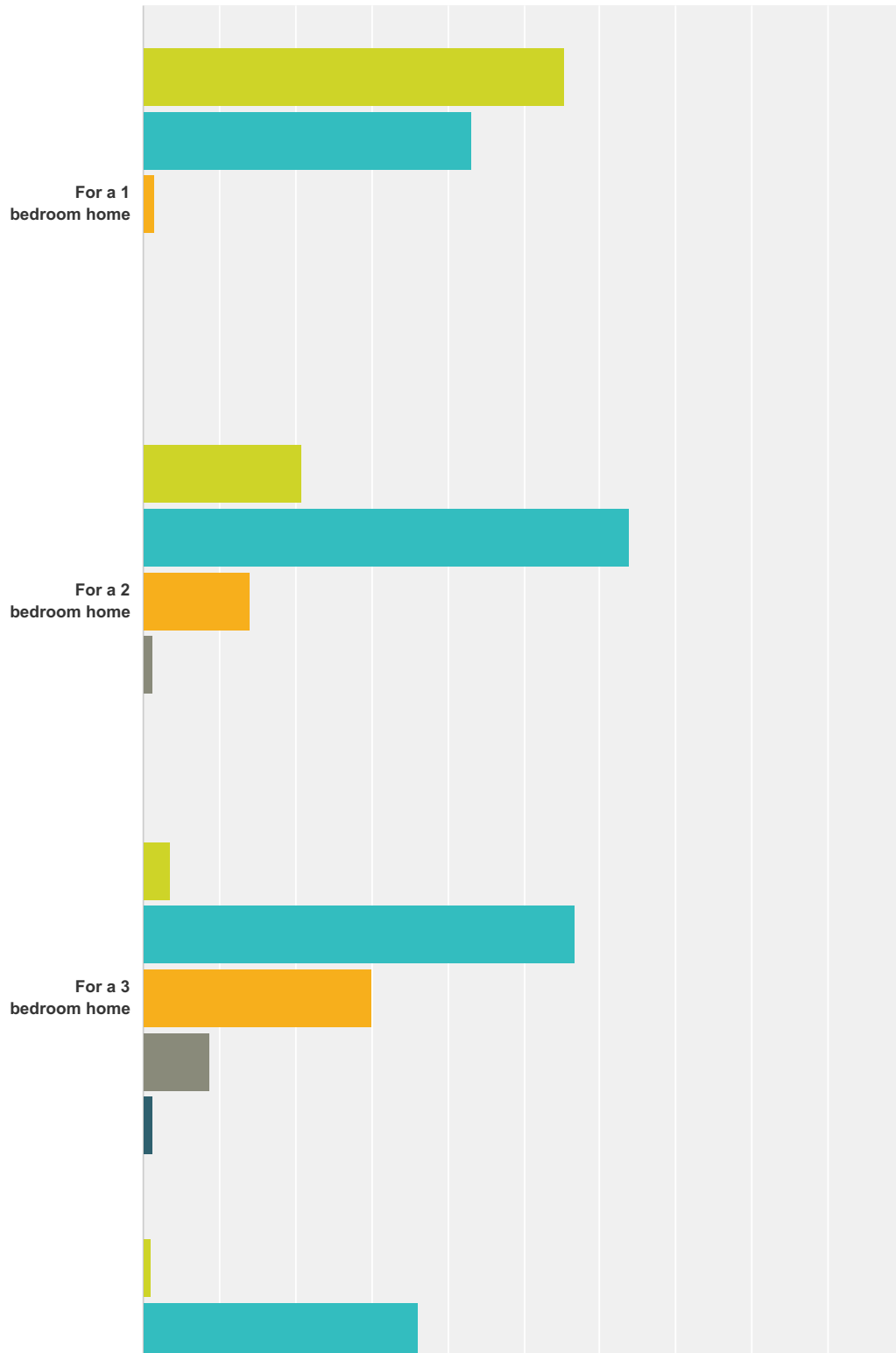


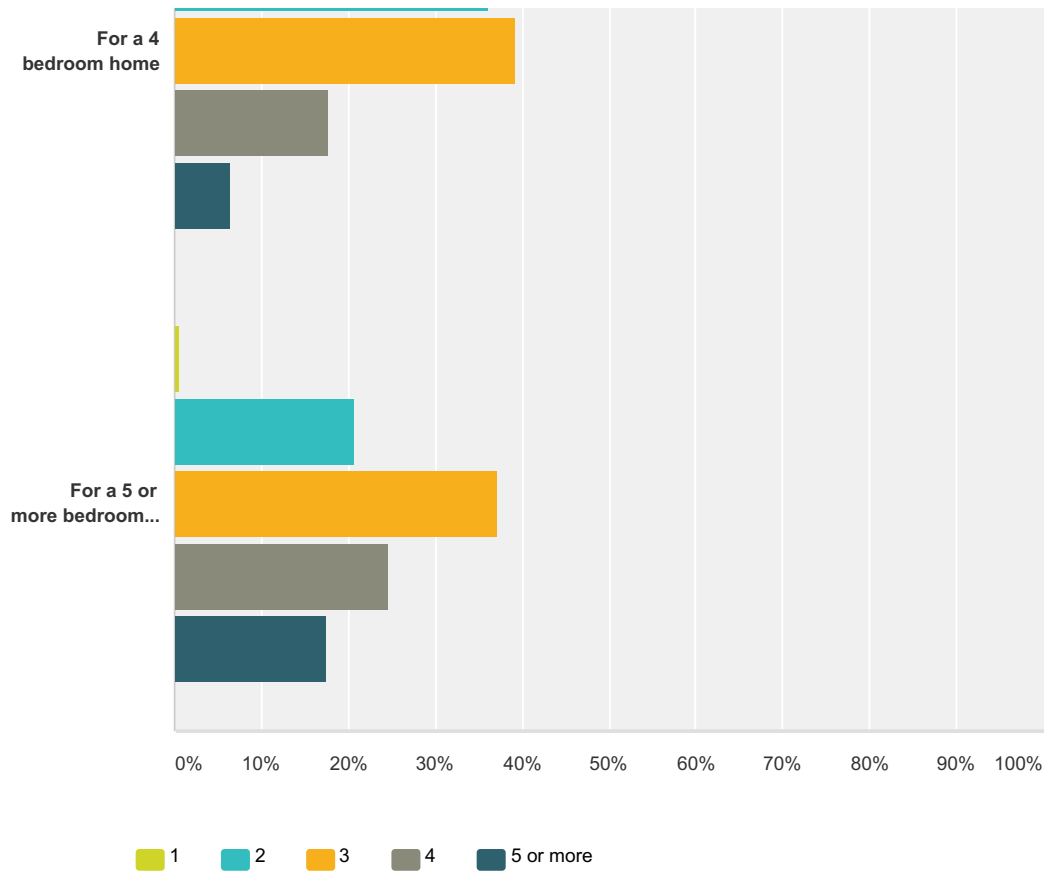


	1	2	3	4	5 or more	Total Respondents
For a 1 bedroom home	58.47% 283	40.70% 197	0.83% 4	0.21% 1	0.21% 1	484
For a 2 bedroom home	26.13% 127	58.02% 282	14.40% 70	1.23% 6	0.21% 1	486
For a 3 bedroom home	6.16% 30	59.75% 291	25.26% 123	8.83% 43	0.82% 4	487
For a 4 bedroom home	1.64% 8	38.24% 187	39.47% 193	15.13% 74	6.13% 30	489
For a 5 or more bedroom home	1.24% 6	22.89% 111	38.14% 185	22.06% 107	16.29% 79	485

Q14 For homes NOT within walking distance of shops and a station, what do you think should be the total number of parking spaces made available for each home?

Answered: 501 Skipped: 2





	1	2	3	4	5 or more	Total Respondents
For a 1 bedroom home	55.33% 270	43.24% 211	1.43% 7	0.00% 0	0.00% 0	488
For a 2 bedroom home	20.98% 103	63.95% 314	14.05% 69	1.22% 6	0.00% 0	491
For a 3 bedroom home	3.47% 17	56.73% 278	30.00% 147	8.78% 43	1.22% 6	490
For a 4 bedroom home	1.01% 5	36.11% 178	39.15% 193	17.65% 87	6.49% 32	493
For a 5 or more bedroom home	0.62% 3	20.62% 100	37.11% 180	24.54% 119	17.53% 85	485